



# LUCOLED BL70



- 5 years warranty
- First 2 years extended warranty
- Lucolense wide beam technology
- High efficacy
- Constant Current Technology
- Narrow white binning

**Lucoled Plus BL70 modules** offer a high quality and efficient backlit solution for lightboxes with a depth of 120-300 mm.

Using the latest Top-Tier LED technology and high quality patented optics Lucoled Plus BL70 offers industry leading efficacy and coverage. This not only reduces the amount of modules needed for an application, but also the overall power consumption.

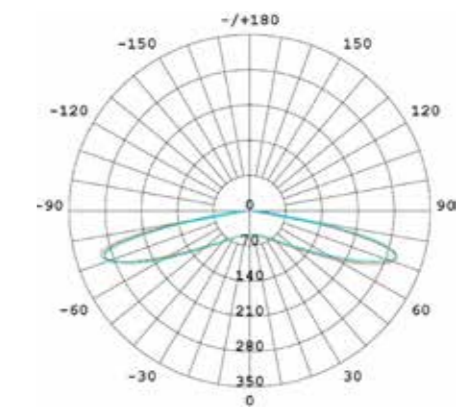
In a typical application of 150 mm deep only 4 modules per square meter are used at maximum wire spacing, making installation very fast and less labour intensive. Using only 28 W per square meter also the number of power supplies needed is strongly reduced.

## SPECIFICATIONS

- Dimensions 113x83x10mm
- Warranty 5 years (first 2 years extended)
- Beam angle: 160°
- Can be cut between every unit
- UL, CE and RoHS compliant
- Narrow white binning
- Constant Current Technology
- Operating temperature -25~+60C

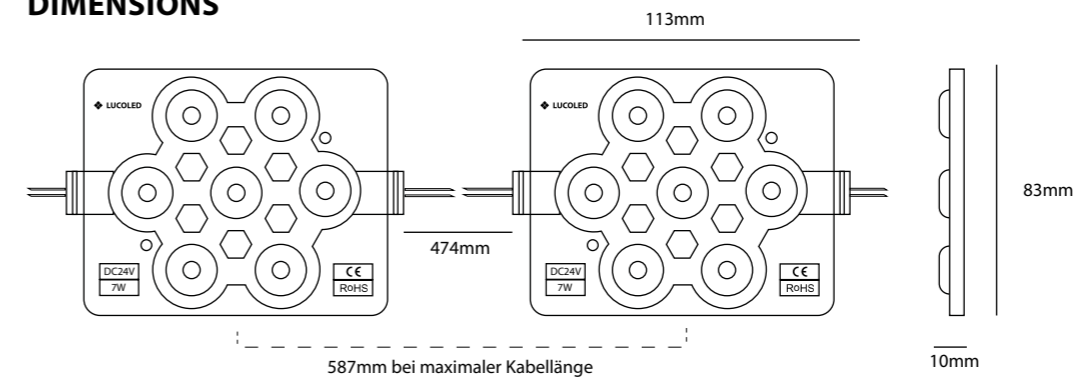


## LUMINOUS INTENSITY DISTRIBUTION

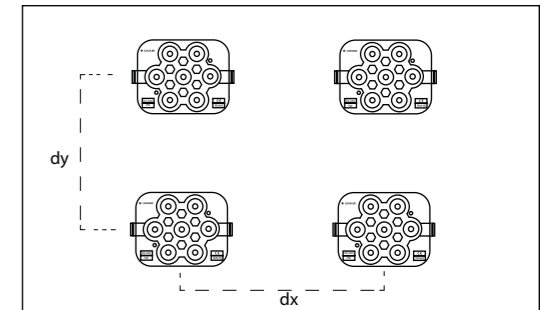


Item no	LED colour	CT (K)	CRI	Power (W/mod)	Flux (lm/mod)	Efficacy (lm/W)	Voltage (DC)	Modules per chain	Modules per carton
BL70-W65	white	6500	>70	7.0	850	121	24	10	80

## DIMENSIONS



Light box depth (mm)	Space between modules (mm)	Installing density (pcs/m <sup>2</sup> )	Surface luminance range (cd/m <sup>2</sup> )
dz=120	dx=300, dy=300	9	1250-1350
dz=150	dx=450, dy=400	6	850-950
dz=180	dx=500, dy=500	4	450-550
dz=180	dx=450, dy=400	6	700-800
dz=180	dx=300, dy=300	9	1050-1150
dz=250	dx=500, dy=500	4	350-450



Results may vary depending on face material properties. The data above was obtained using 3mm thick opaque acrylic with a 54% light transmittance. Lucoled advises to paint the inside of the box/letters in a matt white colour for achieving an optimal result. Always test before production.

## POWER SUPPLY CAPACITY 24V SERIES

Item	PP2430	PP2460	PP24100	PP24150	PP24200
Power Output	30W	60W	100W	150W	200W
BL70 modules / power supply	3	7	13	19	25
Number of chains (maximum 10 modules per chain)	1	1	2	2	3

## PACKAGING

Item	Qty (pcs/ layer)	Qty (layers / carton)	Total Qty (pcs / carton)	Total weight (kg)	Carton size (LxWxH) in mm
BL70	20	4	80	13	528 x 376 x 272